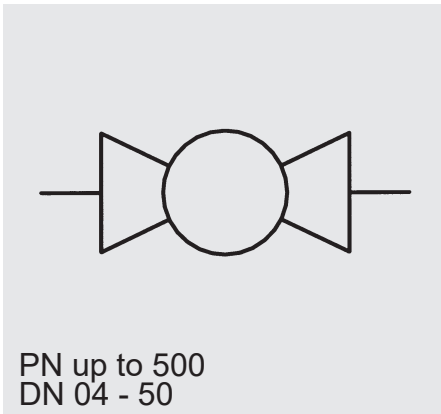



Ball valves with pneumatic actuator



Model code
(also example order)

KHB-G1/4-1114 AP.E 3/2DC E

Designation

Type of ball valve

Actuator code

AP = pneumatic actuator
.E = single-acting actuator
.D = double-acting actuator

Directional valve options

3/2 = 3/2 directional NAMUR control valve
5/2 = 5/2 directional NAMUR control valve
DC = 24 V
AC = 230 V 50 Hz

Limit switch box options

E = electro-mechanical, NO and NC switch
I = contactless (inductive), NO and NC switch

Dimensions

Ball valves with pneumatic actuator	Single-acting				Double-acting			
	A	B	C	D	A	B	C	D
DN								
04/06-SW09	182	91	108	5	139	70	88	5
08/10/13	215	100	117	5	160	83	100	5
16	222	120	140	5	182	91	108	10
20	222	120	140	5	182	91	108	10
25	294	120	140	5	215	100	117	10
32	300	137	160	5	222	120	140	5
40	350	172	198	5	294	120	140	5
50	350	172	198	5	294	120	140	5

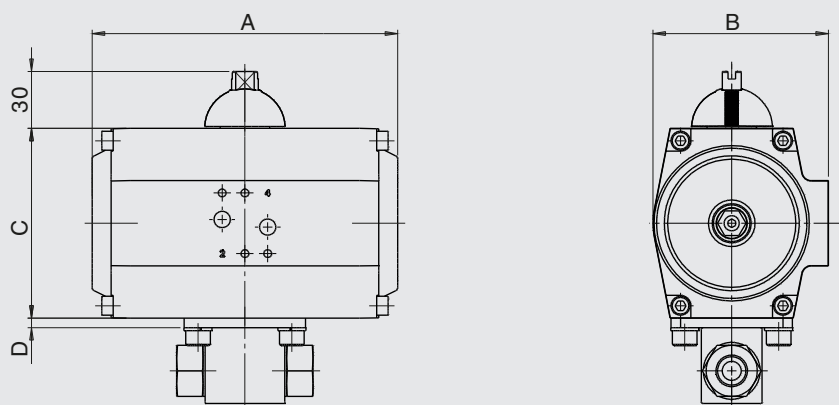
Note

We recommend using an adapter plate when fitting a pneumatic actuator to block type, sleeve type and 3-way change-over ball valves.

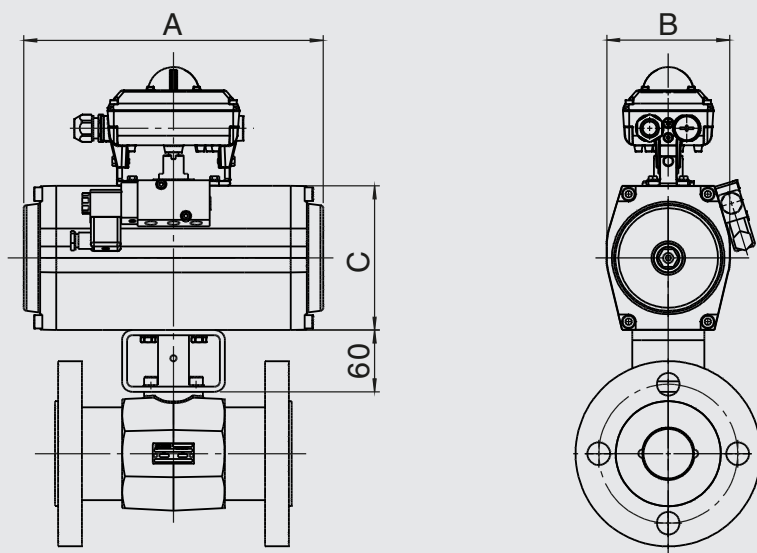
For flanged, manifold and 3-way and 4-way ball valves, a separate coupling is required for assembly.

On request other versions are available to suit almost all applications.

Assembly using adapter plate



Assembly using separate coupling



Technical specifications

Mounting position	No orientation restrictions
Ambient temperature	max. +70 °C
Nominal pressure	up to PN 500 (see ball valve pressure range)
Operating fluids	Mineral oil to DIN 51524 part 1 and part 2 (other fluids on request)
Temperature of operating fluid	-10 °C to +80 °C
Pilot pressure (actuator)	min. 5.5 bar (others on request)
Spare parts	Seal kits available on request

NOTE

The information in this brochure relates to the operating conditions and applications described. For applications and operating conditions not described, please contact the relevant technical department.

The operator is always responsible for determining the product suitability for the specific application. Quantified values for product characteristics are average values for a new product that undergo a time deterioration process.

Subject to technical modifications and errors.

HYDAC Accessories GmbH

Hirschbachstr. 2

66280 Sulzbach/Saar

Tel.: +49 (0)6897 - 509-01

Fax: +49 (0)6897 - 509-1009

Internet: www.hydac.com

E-Mail: accessories@hydac.com