


## Variable Displacement Axial Piston Pump

for Open Loop Hydraulic Systems

### 2. AXIAL PISTON PUMPS

#### 2.1 MEDIUM HEAVY DUTY SERIES


PPV100S



Series	Geometric displacement [cm <sup>3</sup> /rev]	Operating pressure		Maximum drive speed [rpm]
		Rated [bar]	Peak [bar]	
PPV100S16	16.3	315	350	3600
PPV100S37	37.1			2700
PPV100S56	56.3			2500
PPV100S71	70.7			2300
PPV100S100	100.5			2100
PPV100S145	145.2			1800
PPV100S180	180.7			1800

#### 2.2 MEDIUM HEAVY DUTY SERIES

PPV100



Series	Geometric displacement [cm <sup>3</sup> /rev]	Operating pressure		Maximum drive speed [rpm]
		Rated [bar]	Peak [bar]	
PPV100-16	16.3	315	350	3600
PPV100-37	37.1			2700
PPV100-56	56.3			2500
PPV100-71	70.7			2300
PPV100-100	100.5			2100
PPV100-145	145.2			1800
PPV100-180	180.7			1800

#### 2.3 MEDIUM HEAVY DUTY SERIES


PPV101



Series	Geometric displacement [cm <sup>3</sup> /rev]	Operating pressure		Maximum drive speed [rpm]
		Rated [bar]	Peak [bar]	
PPV101-45	45.0	320	350	2700
PPV101-80	80.0			2400
PPV101-112	112.0			2200
PPV101-140	140.0			2200
PPV101-200	200.0			1900

## 2.4 HEAVY DUTY SERIES


PPV102



Series	Geometric displacement [cm <sup>3</sup> /rev]	Operating pressure		Maximum drive speed [rpm]
		Rated [bar]	Peak [bar]	
PPV102-63	63.0	350	400	1800
PPV102-112	112.0			1800
PPV102-180	180.0			1800
PPV102-280	280.0			1500
PPV102-360	2x 180.0			1800
PPV102-560	2x 280.0			1500

## 2.5 LIGHT DUTY SERIES

PPV103



Series	Geometric displacement [cm <sup>3</sup> /rev]	Operating pressure		Maximum drive speed [rpm]
		Rated [bar]	Peak [bar]	
PPV103-10	10.0	160	210	1800
PPV103-16	15.8			1800
PPV103-22	22.2		1800	
PPV103-37	36.9		210	1800
PPV103-56	56.2		1800	
PPV103-70	70.0	250	250	1800
PPV103-90	91.0			1800
PPV103-145	145.0			1800