



Angle Sensor HAT 1400

Magnetic Absolute Singleturn, 14 bit

CANopen
IP 6K9K (two-chamber design)



Description:


HAT 1400 is an absolute measuring singleturn angle sensor.

Thanks to its non-contact magnetic measuring method and its robust design, the HAT 1400 is ideally suited for the measurement of the rotational angle in mobile machines.



Due to its two-chamber design, the electronic unit is completely encapsulated which means it meets IP 6K9K if the electrical connection is carried out accordingly.

In the CANopen version, the measured signal is digitised and made available to the CAN field bus system via the CANopen protocol. The instrument parameters can be viewed and configured by the user via the CANopen object directory using standard CAN software.

The sensor is therefore suitable for a large variety of applications in the automobile industry and in mobile work machines.

Especially for the use in public traffic vehicles, HAT 1400 has  approval (approved for road vehicles) in accordance with ECE type approval.

Technical data:

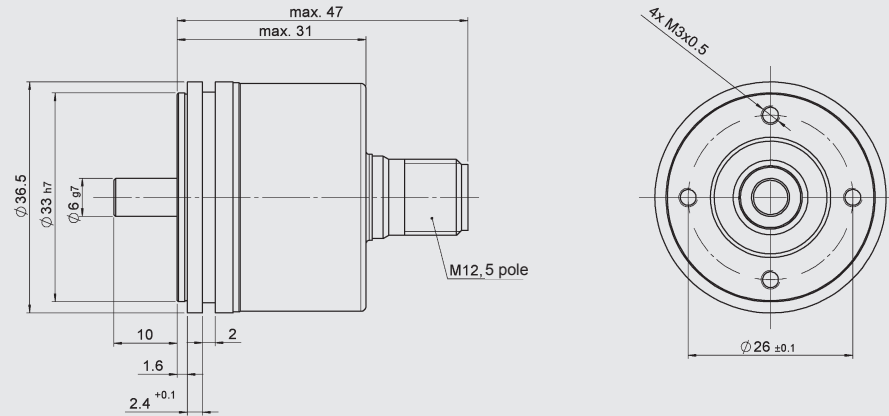
Input data	
Measuring range	0 .. 360 °
Direction of rotation	No orientation restrictions
Max. speed	17,000 rpm
Max. axial load	60 N
Max. radial load	100 N
Housing material	Stainless steel
Shaft material	Stainless steel
Output data	
Output signal	CANopen
Resolution	14 bit
Accuracy (at room temperature)	± 0.1 ° typ. ± 0.2 ° max.
Accuracy (over the temperature range)	± 0.05 ° / 10 K typ. ± 0.1 ° / 10 K max.
Repeatability	≤ ± 0.05 °
Angle increase	cw / ccw (factory-set)
Environmental conditions	
Operating temperature range	-40 .. +85 °C
Storage temperature range	-40 .. +85 °C
 mark	EN 61000-6-1 / 2 / 3 / 4
 mark	E13*10R00*10R05*14136*00
Vibration resistance acc. to DIN EN 60068-2-6: 2010	7.5 mm (5 Hz ≤ f < 8.2 Hz) 2 g (8.2 Hz ≤ f < 2000 Hz)
Shock resistance acc. to DIN EN 60068-2-27: 2011	20 g (11 ms in 3 axes)
Protection class acc. to DIN EN 60529 ¹⁾	IP 67, IP 6K9K (electronics)
Protocol data for CANopen	
Communication profile	CiA DS 301 V4.2.0
NMT-Services	CiA DSP 302 V4.1
Layer setting services and protocol	CiA DSP 305 V2.2
Encoder Device Profile	CiA DS 406 V3.2
Baud rates	10 kbit/s .. 1 Mbit/s acc. to DS305 V2.2
Transmission services	
- PDO	Measured value as 32 bit and float
- Transfer	synchronous, asynchronous, cyclical
Node ID / baud rate	Adjustable via LSS
Other data	
Supply voltage	9 .. 36 V DC
Residual ripple of supply voltage	≤ 5 %
Power consumption	< 1.4 W
Life expectancy	1.5 * 10 ⁹ rotations at 3000 rpm
Weight	approx. 120 g

Note: Reverse polarity protection of the supply voltage, overvoltage, override and short circuit protection are provided.

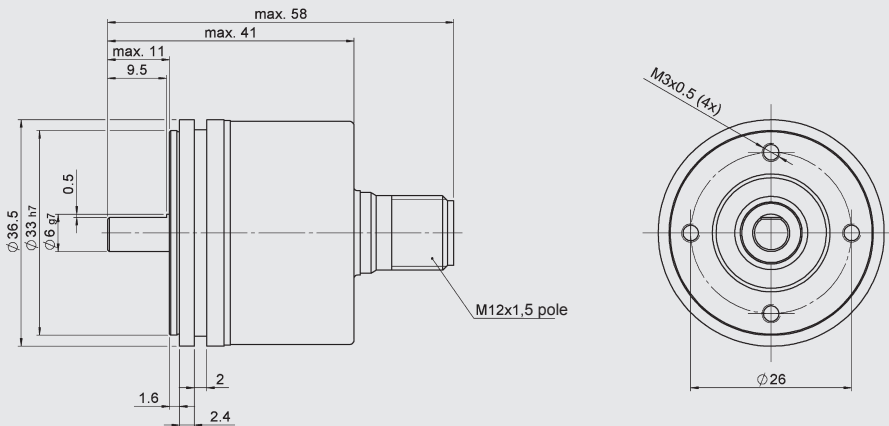
¹⁾ With mounted mating connector in corresponding protection class

Dimensions:

Solid shaft:

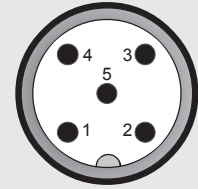


D-shape:



Pin connections:

M12x1, 5 pole



PIN	Signal	Description
1	n.c.	
2	+U _B	Supply+
3	-U _B	Supply-
4	CAN_H	Bus line dominant high
5	CAN_L	Bus line dominant low

Model code:

HAT 14 36 - F11 - XXXX - P01 - XXXX - M01 - 000

Resolution

4 = 14 bit

Flange diameter

36 = 36 mm

Output signal

F11 = CANopen

Measuring range in ° and direction of rotation

360R = 360°, clockwise

360L = 360°, anticlockwise

Electrical connection

P01 = male M12x1, 5 pole axial

Mechanical connection

V106 = solid shaft, length 10 mm, diameter 6 mm

D106 = D-shape, length 10 mm, diameter 6 mm

Type of installation

M01 = synchro flange with 4 threaded holes

Modification

000 = standard

Accessories:

Appropriate accessories, such as elastic couplings and mating connectors, can be found in the Accessories brochure.

Note:

The information in this brochure relates to the operating conditions and applications described.

For applications or operating conditions not described, please contact the relevant technical department.

Subject to technical modifications.

HYDAC ELECTRONIC GMBH

Hauptstr. 27, 66128 Saarbrücken

Germany

Telephone +49 (0)6897 509-01

Fax +49 (0)6897 509-1726

e-mail: electronic@hydac.com

Internet: www.hydac.com