


# OFFLINE FILTRATION SYSTEMS

## OFX Series

### Filter Skids



### Description

HYDAC's OFX Series filtration skids are compact, self-contained filtration systems equipped with high efficiency, high capacity elements capable of removing particulate contamination and/or water quickly and economically. They supplement in-line filters whenever the existing filtration is incapable of obtaining the desired ISO cleanliness level.

It is not uncommon for viscosity to be overlooked when specifying an off-line filtration unit. The results of this oversight can severely affect system efficiency and longevity, and render the filtration system useless when high viscosity fluid causes the filter to be in constant bypass. HYDAC considers maximum fluid viscosity, (*at the minimum operating temperature*) in conjunction with flow to properly size the pump and motor.

Standard OFX Series OFX2 & OFX5 skids include a hydraulic pump, electric motor, single or dual stage filtration, and standard or high-capacity housing(s). Many different component combinations provide the flexibility to match specific system viscosity, flow, and cleanliness requirements. Multiple housing lengths give the option of adding additional dirt holding capacity.

HYDAC's high viscosity OFX Series skids, OFX7 & OFX8, are designed to handle fluids that have a viscosity as high as 25,000 SUS. The skids have 39" long high capacity filters to efficiently clean the viscous fluids. The filters have a high dirt-holding capacity, capable of holding almost 1000 grams of dirt depending on the element. OFX7 & OFX8 Series skids include a pump, motor, high capacity filter, suction strainer, and dirt indicator. Various options can account for specific user needs.

### Features

- Protects and extends the life of expensive components
- Minimizes downtime and maintenance costs
- Designed to handle high viscosity oils up to 25,000 SUS (*see Skid Selection*)
- Many component combinations and variable starter options allow the flexibility to match specific user needs
- Four wheel cart option provides product portability
- Integral drip pan with drain plug
- Sample valves provided at filter base for fluid sampling
- Market leading HYDAC Betamicon® synthetic filtering media provides for quick, efficient clean up with maximum element life

### Technical Specifications

Flow Rating	Up to 82 gpm (310 L/min)
Temp. Range	0°F to 180°F (-17°C to 82°C)
Bypass Valve Setting	50 psi (3.5 bar) for skid series OFX2, OFX5, OFX7 & OFX8
Fluid Viscosity	Up to 25,000 SUS ( <i>see Skid Selection</i> )
Compatibility	All petroleum based hydraulic fluids. Contact HYDAC for use with other fluids, including ester and skydrol
Pump	OFX2 & OFX5: Continuous duty gear pump with integral 150 psi relief. Flow dependent on skid series and motor. ( <i>Refer to Pump, Motor &amp; Weight Data table</i> ) OFX7-OFX8: Positive displacement rotary screw-pumps.
Motor	Horsepower dependent on skid series and flow. ( <i>Refer to Pump, Motor &amp; Weight Data table</i> )
Porting	Dependent on flow. ( <i>Refer to Porting Data table</i> )

### Skid Selection

Series	Viscosity Range	Filter Housing(s)	Maximum Flow
OFX2	100 - 2000 SUS	(1) High Capacity or Standard Capacity	82 gpm (310 lpm)
OFX5	100 - 2000 SUS	(2) High Cap. or Std. Cap. in series	82 gpm (310 lpm)
OFX7	100 - 25,000 SUS	(1) High Capacity	6 gpm (23 lpm)
OFX8	100 - 25,000 SUS	(2) High Capacity in parallel	30 gpm (114 lpm)

### Porting Data

Series	Flow (gpm)	Inlet Port Sizes	Outlet Port Szs. w/Std. Cap. Filters	Outlet Port Szs. w/High Cap. Filters
OFX2	17	1.50" NPT	-	#32 SAE (2")
OFX2	37	2" NPT	-	#32 SAE (2")
OFX2	60	2" NPT	-	#32 SAE (2")
OFX2	82	2" NPT	-	#32 SAE (2")
OFX5	17	1.50" NPT	#20 SAE (1.25")	#32 SAE (2")
OFX5	37	2" NPT	#24 SAE (1.50")	#32 SAE (2")
OFX5	60	2" NPT	#24 SAE (1.50")	#32 SAE (2")
OFX7	06	1.50" NPT	-	#32 SAE (2")
OFX8	30	2.50" NPT	-	#32 SAE (2")

## Model Code

**OFX5 - 37 - H3 - BN - 3 - BN - 3 - B - N - N - B - G - C - P**

### Series

OFX = Filter Skid

### Size

2, 5, 7, 8

### Flow Rate

06 = 6 gpm (22.7 lpm) (size 7 only)  
 17 = 17 gpm (64.3 lpm) (size 2, 5)  
 30 = 30 gpm (113.6 lpm) (size 8 only)  
 37 = 37 gpm (140 lpm) (size 2, 5)  
 60 = 60 gpm (227 lpm) (sizes 2, 5)  
 82 = 82 gpm (310.4 lpm) (size 2 and 5 only)

### Filter Designation

Standard Capacity (S)  
 S3 = 17, 37 gpm (sizes 2, 5), 82 gpm (sizes 2 & 5)  
 High Capacity (H)  
 H3 = 6 gpm (size 7), 30 gpm (size 8),  
 37 gpm (sizes 2 & 5), 82 gpm (sizes 2 & 5)

### Filter Media (first stage all sizes)

BN = Betamicon®  
 AM = Aquamicon® water removal

### Filtration Rating (micron) (first stage all sizes)

3, 5, 10, 20  
 5, 10, 20  
 10, 20 (sizes 7 & 8)  
 10 = AM

]= BN

### Filter Media (second stage)

BN = Betamicon®  
 AM = Aquamicon® water removal

### Filtration Rating (micron) (second stage)

3, 5, 10, 20  
 5, 10, 20  
 10, 20 (size 8)  
 10 = AM

]= BN

### Seals

B = Buna (standard)  
 H = EPR  
 V = Fluroelastomer (FPM)

### Voltage

N = 230 /460 VAC 3 ph  
 E = 575 VAC 3 ph (Built to CSA standards)

### Motor

N = TEFC      W = Washdown (NEMA Design B)

### Starter Control Options\*

N = None  
 A = 230 VAC  
 B = 460 VAC  
 E = 575 VAC

### Clogging Indicator

N = Visual pop-up in cap (standard)  
 G = Differential pressure gauge  
 M = Electric with 12 ft. 4 in. conductor wire  
 C = Differential pressure gauge with electric switch\*

### Options

N = None  
 C = 4 wheeled cart (sizes 2 & 5)

### Condition Monitoring

P = Particle Counter (oils to 3500SUS)  
 CSI = CSI-C-11 option  
 CSI-W = CSI-C-11 with AS1008 option  
 WD = Water Sensor with Display- AS3008  
 Omit = No Condition Monitoring Options

\*Motor starter control option - C-series, non-disconnect shut-off, "motor on" light, electrical indicator "change element" light, and type 4x wash down enclosure.

Vacuum Gauge and Suction Strainer Standard on all units

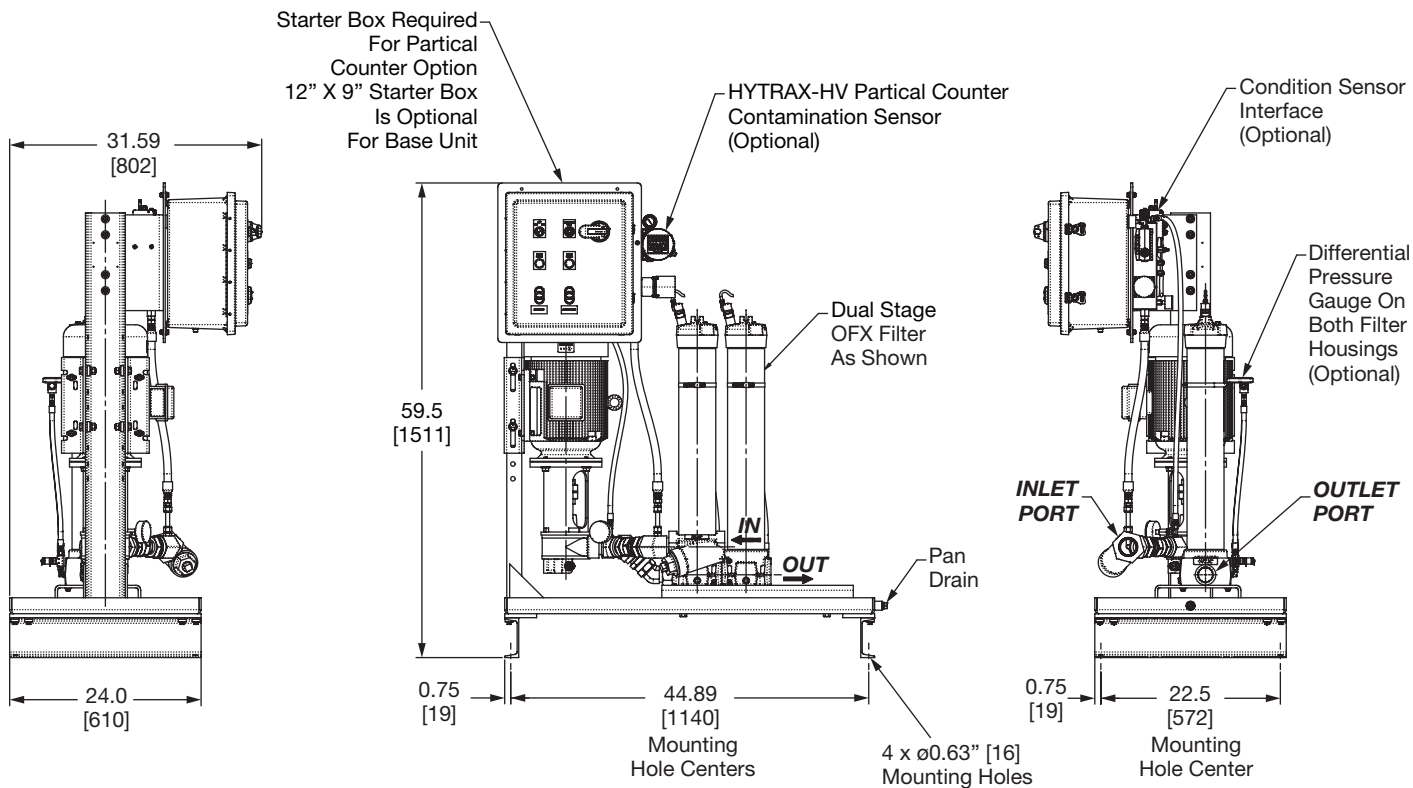
For replacement element part numbers, please see Section E - REPLACEMENT ELEMENTS of this catalog.

# OFFLINE FILTRATION SYSTEMS

## Dimensions

### Dual OFX5 Series

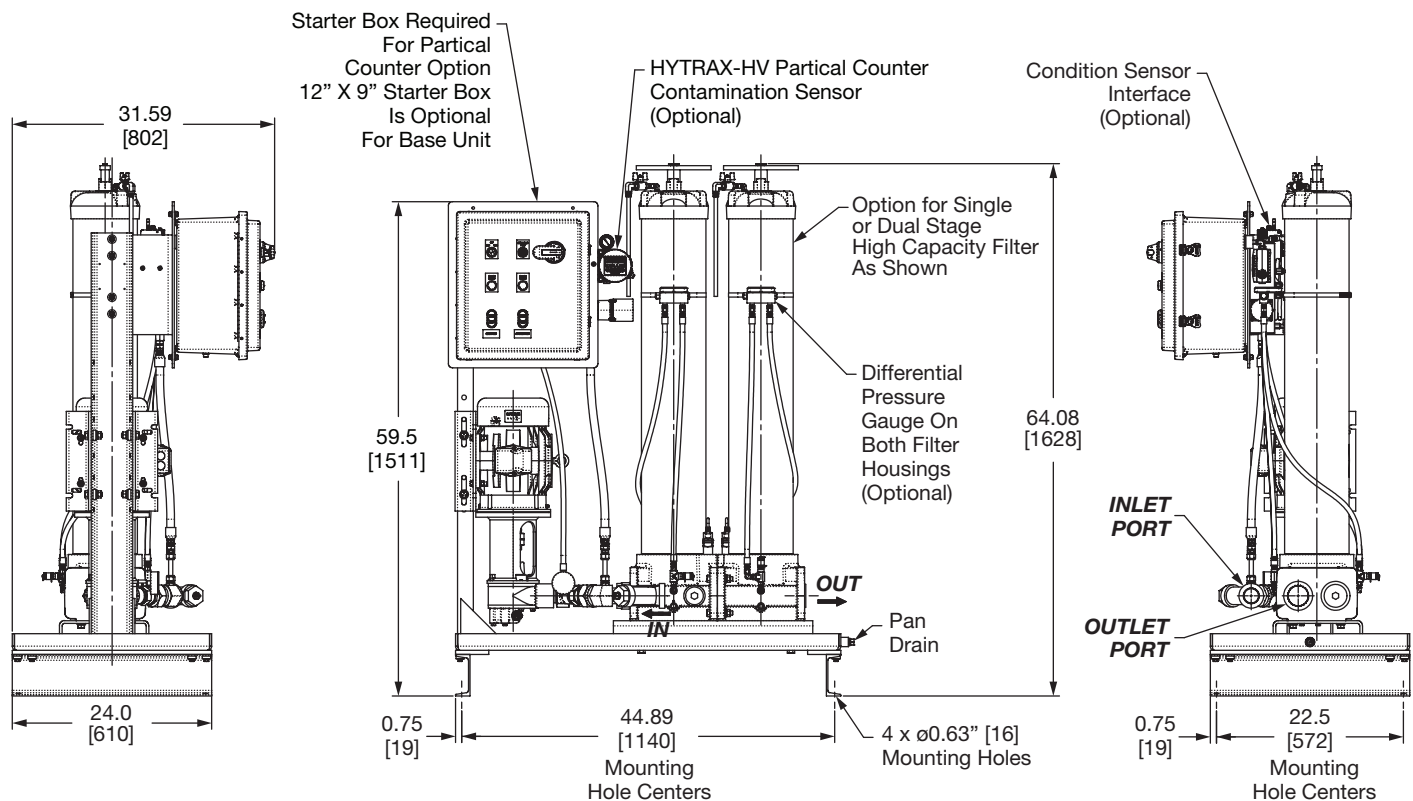
#### Standard with 27" filter housing option



## Dimensions

### Dual OFX5 Series

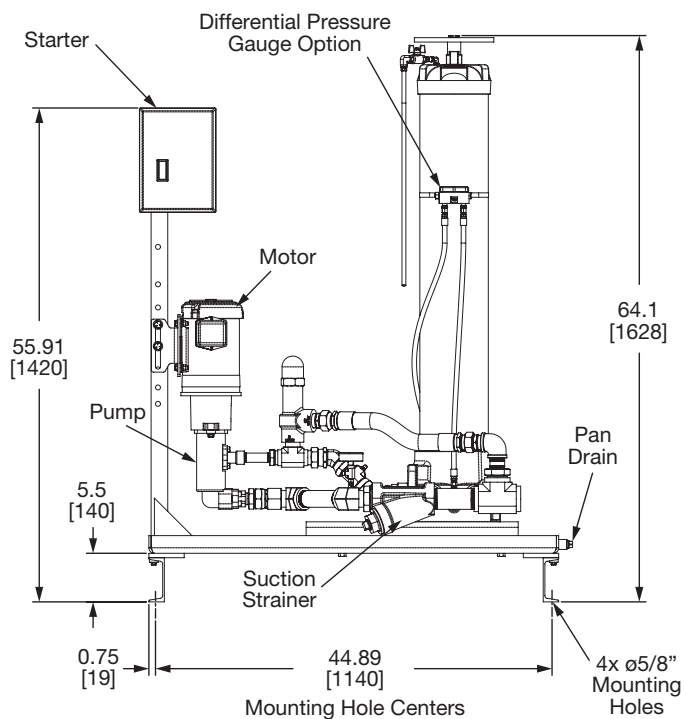
#### with the H3 - high capacity housing option



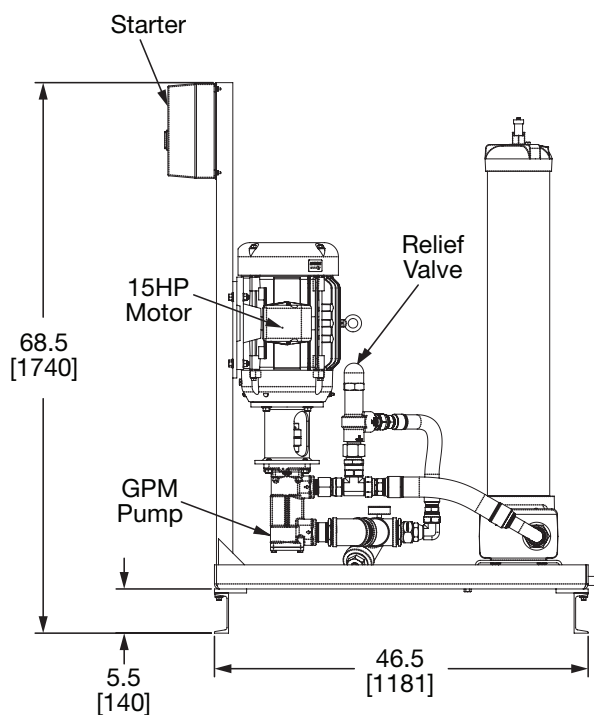
Dimensions are for general information only, all critical dimensions should be verified by requesting a certified print. Dimensions shown are in inches [millimeters].

# OFFLINE FILTRATION SYSTEMS

## Dimensions Single OFX7 Series with the H3 - high capacity housing option



## Dimensions Dual OFX8 Series with the H3 - high capacity housing option



### Pump and Motor Data

Skid Series	Flow (gpm)	Motor (hp)
X2	17	3
	37	5
	60	10
	82	10
X5	17	5
	37	10
	60	10
	82	15
X7	06	2
X8	30	15

### Weight Data

Skid Series	Flow (gpm)	Weight (lb)*
X2	17	311-504
	37	348-577
	60	Contact factory
	82	597-705
X5	17	396-684
	37	497-849
	60	Contact factory
	82	947-1054
X7	06	Contact factory
X8	30	Contact factory

Dimensions are for general information only, all critical dimensions should be verified by requesting a certified print. Dimensions shown are in inches [millimeters].